



Literary Reference Center™ (LRC)

Instructional Tour and Scavenger Hunt for Middle School Students

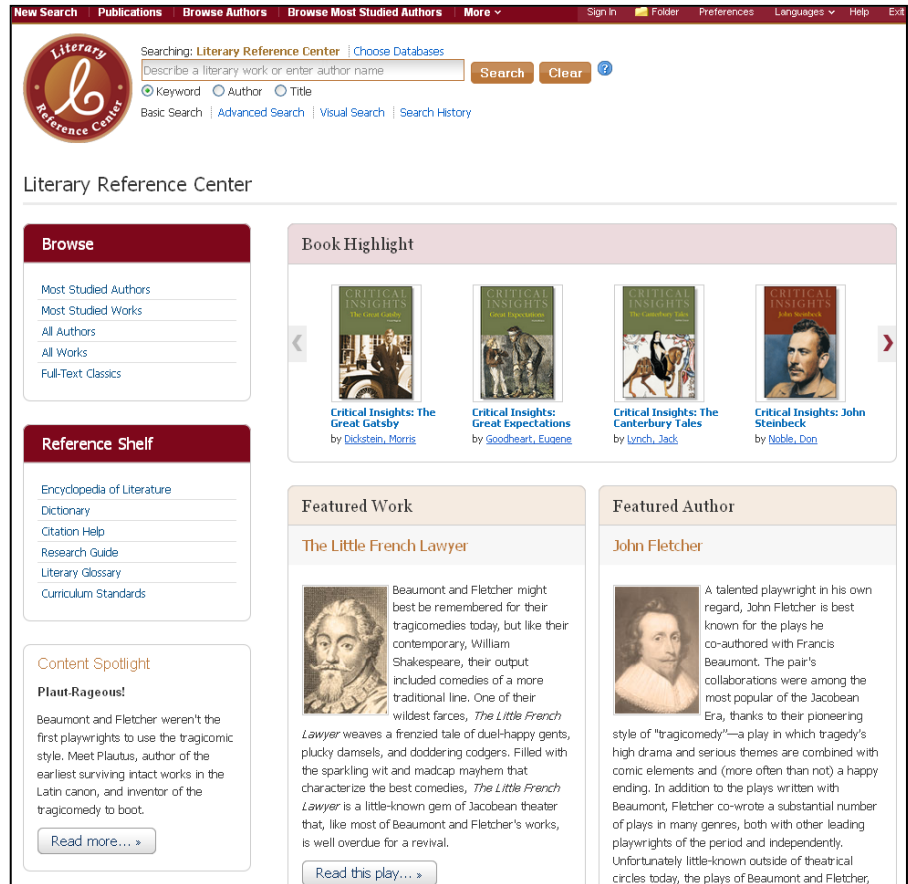
You are about to go on a scavenger hunt through EBSCO's *Literary Reference Center™* (LRC). This is a fun, simple way to learn how to use this great research tool. Follow the instructions and answer all of the bolded questions or fill in the blanks. Please ask your instructor if you need help. Good luck!

1. Take a look around the LRC homepage. It should look like the screen pictured below. Using your computer (not the picture), **name 5 features/functions you see on the screen.**

- _____
- _____
- _____
- _____
- _____





2. Enter "Harry Potter" in the **Find** field and click **Search**. **How many results do you get?** _____


3. Find **Source Types** on the left-hand side of the result list screen (with titles such as "Biographies," "Reviews" and "Magazines"). You may need to click the **Show More** link to see all **Source Types**. **How many Source Types do you see?** _____



Checking these Source Types will narrow your list to only those results that match the chosen publication type. Let's try it.

4. Place a check in the box next to **Plot Summaries**. Click **Update**. (This will leave you with a list of just plot summaries). **How many are there?** _____
5. Look for *Harry Potter and the Half Blood Prince*. Click the title of the article. Click **HTML Full Text**, read the article, and answer the following:
- a. How old is Harry in this story? _____
 - b. What is the name of Ron Weasley's younger sister? _____
 - c. What color hat does Cornelius Fudge wear (paragraph 5)? _____

6. Click **Result List**. On the left of your screen, under **Source Types**, **uncheck Plot Summaries** and click **Update**. Scroll down and find an article showing **PDF Full Text**. Click the link to see the article exactly as it appeared in the original magazine, newspaper, book, etc. Look for the **Add to Folder** icon  under the **Tools** menu to the right of the article. (Note: From the result list, you can click  **Add to folder** to add an item, or  **Remove from folder** to remove an item.) At the top of your screen you should see  **Folder** which lets you know that you have created a “home” of sorts for this and any other articles you wish to add.

Whenever you want to access the items in your folder, all you have to do is click  **Folder** to view, print, email, save, or delete items.

7. Time for a new search. Click the **Literary Reference Center logo** or the **New Search** link in the upper left of your screen. (Note: You can use this function any time you wish to start over).

Enter “Mark Twain” in the **Find** field. Click **Search**. This time you are going to look for a biography. First, go to **Source Type** and place a check mark in the **Biographies** box. (You may need to use the Show More link.) Click **Update**. Choose a biography and answer these questions:

- When and where was Mark Twain born? _____
- What was his real name? _____
- During his Nevada years, Twain prospected for gold and silver and wrote for which newspaper? _____

Note: To find related photographs, simply look in the right-hand display column of the result list for **Related Images**. Click the image to view detailed record information, such as Source, Location, Date, Caption, and Copyright.

Now that you have tried a keyword search, go check out some other features on the LRC homepage. Click **New Search**.

8. On the left of your screen is a Browse box featuring links to browseable lists of authors and literary works. Click the **Browse Most Studied Authors** link and you’ll see letters which allow you to browse alphabetically by last name, and a field for searching by exact name. The tabs above the “Browse for” field permit searching by an author’s name (the default), _____, culture, genre, or _____.
9. Go back to the home page by clicking **New Search** or the LRC logo. Below the Browse box is a box called **Reference Shelf**. Your options are (fill in the blanks):
- Encyclopedia of _____: A searchable, alphabetical encyclopedia of notable titles, terms, movements, authors, places, characters, and more.
 - _____ : Definitions of notable titles, terms, movements, authors, characters, and more.
 - _____ Help: Instructions on how to cite sources using MLA, Chicago, and APA styles. Ask your librarian or teacher if you are uncertain which one to use.
 - _____ Guide: As the name suggests, this feature offers instruction in various aspects of research, including research, writing, and editing techniques, and avoiding pitfalls such as plagiarism.
 - Literary _____ : A searchable, alphabetical collection of literary terms.

- f. _____ Standards: Benchmarks created and published by each state in order to convey the educational requirements in each subject area at each grade level that students are expected to learn and teachers are expected to teach.

10. Other areas of the LRC interface that should not be missed are:

- a. **Featured Work:** Synopsis of a particular literary work.
What is the current Featured Work? _____
- b. **Featured Author:** In-depth profile of a particular literary figure and his or her works.
Who is the current Featured Author?

- c. **Content Spotlight:** Articles, biographies, critiques, etc. related to a particular writer and his or her work. What is the current Content Spotlight?

- d. **Advanced Search:** An in-depth search screen which can help you find your results more efficiently. Click the **Advanced Search** link below the Find field and identify three limiters (see "Limit your results"):

Congratulations, you're done! If you explore LRC on your own, you are sure to find more useful features and other interesting content. Be sure to ask your instructor if you have any questions.

***Literary Reference Center™* (LRC)**

Instructional Tour and Scavenger Hunt

for Middle School Students

Answer Key

1. Answers will vary
2. Answers will vary
3. Answers will vary
4. Answers will vary
5. Harry Potter answers:
 - a. 16
 - b. Ginny
 - c. lime-green
6. n/a
7. Mark Twain answers
 - a. November 30, 1835, in Florida, Missouri
 - b. Samuel Clemens
 - c. Virginia City Territorial Enterprise
8. country, movement
9. Reference Shelf answers
 - a. Literature
 - b. Dictionary
 - c. Citation
 - d. Research
 - e. Literary
 - f. Curriculum
10. Answers will vary