



## BadgerLink Resource Hunt

What instrument did Miles Davis play?



## BadgerLink Resource Hunt

What famous prize did the inventor of dynamite create?



## BadgerLink Resource Hunt

Who were some famous artists of the Harlem Renaissance?



## BadgerLink Resource Hunt

Were dinosaurs cold-blooded or warm-blooded?


## Search Strategy:

What famous prize did the inventor of dynamite create?

1. Go to [BadgerLink.dpi.wi.gov/resources](http://BadgerLink.dpi.wi.gov/resources)
2. Click on **Britannica School**, an online encyclopedia
3. Select the grade level: elementary, middle or high
4. In the search box, at the top of the page, type *dynamite* and tap Enter key on your keyboard
5. To the left of the article content, you can print, email, cite, translate.


## Search Strategy:

What instrument did Miles Davis play?

1. Go to [BadgerLink.dpi.wi.gov/resources](http://BadgerLink.dpi.wi.gov/resources)
2. Click on **History Reference Source**, a full-text history reference resource
3. In the search box at the top of the page type in *Miles Davis* and click magnifying glass 
4. Click on Read More under the Topic Overview at the top of the search results list
5. You can share or print the full text of the Topic Overview using the icons found at the top right of the page

## Search Strategy:

Were dinosaurs cold blooded or warm blooded?

1. Go to [BadgerLink.dpi.wi.gov/resources](http://BadgerLink.dpi.wi.gov/resources)
2. Click on **Explora for Elementary Schools** or **Explora for Middle and High Schools**, a search interface for grade level appropriate resources
3. In the search box, type *dinosaur and (warm blooded or cold blooded)* and click magnifying glass 
4. Click Access Now (Online Full Text) to view and read the full text
5. You can share or print the full text of the article using the icons found at the top right of the page

## Search Strategy:

Find artists from the Harlem Renaissance.

1. Go to [BadgerLink.dpi.wi.gov/resources](http://BadgerLink.dpi.wi.gov/resources)
2. Click on **Britannica School**, an online encyclopedia
3. Select the grade level you are in: elementary, middle or high
4. In the search box at the top of the page, type *Harlem Renaissance* and tap Enter key on your keyboard
5. Click on the article title to view and read the full text
6. To the right of the article content, you can print, email, cite, translate, or listen to the article
7. You also have the option to change the reading level by clicking 1 (elementary), 2 (middle), or 3 (high).



## BadgerLink Resource Hunt

Where can I find current information on the geography of a country?



## BadgerLink Resource Hunt

I'm working on a project and have to create a slideshow. Where can I find images to use?



## BadgerLink Resource Hunt

Where can I find a list of books I might want to read?



## BadgerLink Resource Hunt

Where can I find good information covering both sides of an issue?

## Search Strategy:

Where can I find images to include in a slideshow?

1. Go to [BadgerLink.dpi.wi.gov/resources](http://BadgerLink.dpi.wi.gov/resources)
2. Click on the **Britannica School Images & Videos**
3. Select the category of images or video that you want to download
4. To save the image, right click on your mouse and click Save Image As

Don't forget to copy and paste the citation to include!

## Search Strategy:


Where can I find current information on the geography of a country?

1. Go to [BadgerLink.dpi.wi.gov/resources](http://BadgerLink.dpi.wi.gov/resources)
2. Click on **Britannica School Atlas**, an interactive world atlas designed for students
3. Click on the map or enter a place name to start researching the current geography of a country




## Search Strategy:

Where can I find good information covering both sides of an issue?

1. Go to [BadgerLink.dpi.wi.gov/resources](http://BadgerLink.dpi.wi.gov/resources)
2. Click on **Points of View Reference Source**, a resource that presents multiple side of an issue including point, counterpoint, and guide to critical analysis
3. In the search box, type in your topic and click 
4. Click on Access Options or Access Now to view and read the full text
5. You can share or print the full text of the article using the icons found at the top right of the page

## Search Strategy:

Where can I find a list of books I might want to read?

1. Go to [BadgerLink.dpi.wi.gov/resources](http://BadgerLink.dpi.wi.gov/resources)
2. Click on **NoveList K-8**, a book recommendation resource
3. In the search box at the top of the page, type in a book you liked and click  then select the book from the search results
4. Scroll down to view Read-alikes; these are books that are similar to the one that you like